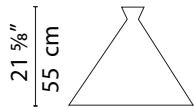
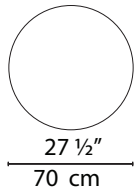


LUAU

HANGING LAMP



Extra Large



0.70 kg. (1.54 lbs.)

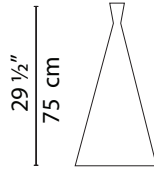
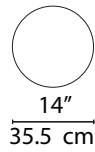


5.00 kg. (11.02 lbs.)



0.33 m³

Large

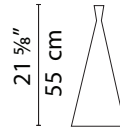
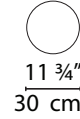


0.50 kg. (1.10 lbs.)

2.75 kg. (6.06 lbs.)

0.12 m³

Medium

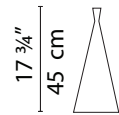
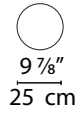


0.35 kg. (0.77 lbs.)

1.30 kg. (2.87 lbs.)

0.07 m³

Small



0.25 kg. (0.55 lbs.)

1.10 kg. (2.43 lbs.)

0.04 m³

LAMPING

Surface mounting pre-wired lamp

E26 / E27

120V 60Hz / 230V 50Hz

💡 1 x 100 watts | 1 x 100 watts | 1 x 75 watts | 1 x 75 watts



MATERIALS

Salago pulp fiber

Buri (palm leaf spines)

Powdercoated metal frame

Design:

Kenneth Cobonpue

FINISHES

