
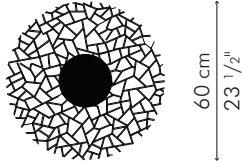
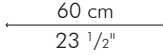


WALL LAMP



SMALL



 2.25 kg / 5 lbs


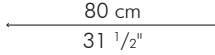
 4.50 kg / 10 lbs

 0.121 m³

1 x 40 watts

code: LWKK-BL-2323

MEDIUM



3.20 kg / 7 lbs

6.50 kg / 14 lbs

0.216 m³

1 x 75 watts

LWKK-BL-3131


Surface mounted pre-wired lamp
E26 / E27
110V 60Hz / 230V 50Hz

INDOOR bamboo twigs, steel

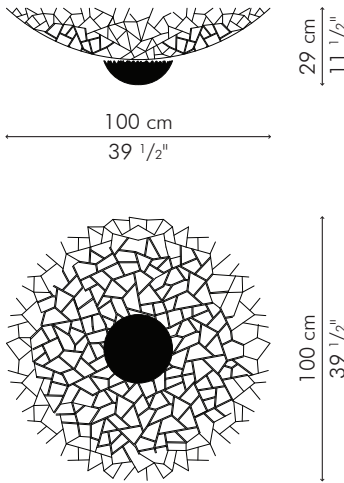



Black


WALL LAMP



LARGE



 4.75 kg / 10 lbs

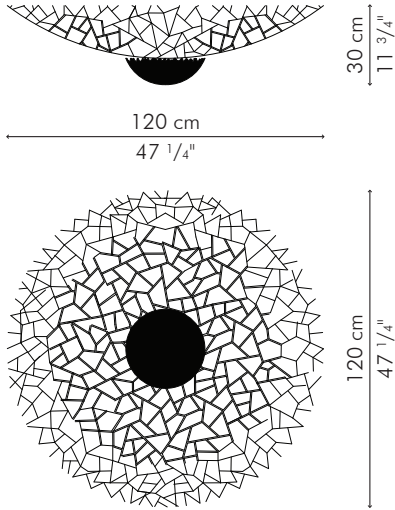
 8.20 kg / 18 lbs

 0.343 m³

1 x 100 watts

code: LWKK-BL-3939

EXTRA LARGE



5.25 kg / 12 lbs

9.50 kg / 21 lbs

0.503 m³

1 x 100 watts

LWKK-BL-4747

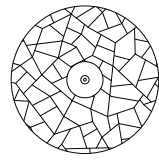
Surface mounted pre-wired lamp
E26 / E27
110V 60Hz / 230V 50Hz

INDOOR bamboo twigs, steel

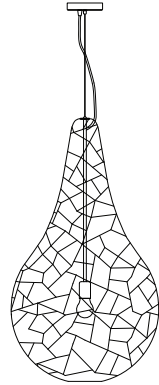


Black

HANGING LAMP, large



53 cm
20 3/4"



150 cm
59"
95 cm
37 1/2"



2.75 kg / 6 lbs



8.20 kg / 18 lbs



0.31 m³

1 x 100 watts

Surface mounted pre-wired lamp

E26 / E27

110V 60Hz / 230V 50Hz

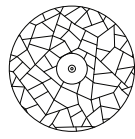
INDOOR bamboo twigs, steel



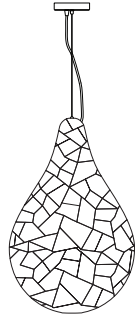
LHKK-BL-2037

Black

HANGING LAMP, medium




45 cm
17 3/4"



150 cm
59"
70 cm
27 1/2"

 2.2 kg / 6 lbs

 6.5 kg / 18 lbs

 0.204 m³

1 x 100 watts

Surface mounted pre-wired lamp

E26 / E27

110V 60Hz / 230V 50Hz

INDOOR bamboo twigs, steel



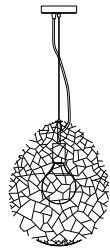
LHKK-BL-1727

Black

HANGING LAMP, small



36 cm
14 1/4"



150 cm
59"
45 cm
17 3/4"

 1.7 kg / 6 lbs

 3.6 kg / 18 lbs

 0.077 m³

1 x 100 watts

Surface mounted pre-wired lamp

E26 / E27

110V 60Hz / 230V 50Hz

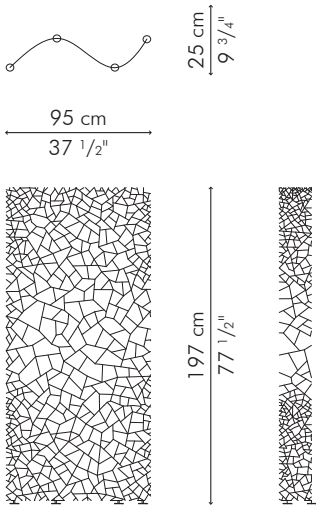
INDOOR bamboo twigs, steel




LHKK-BL-1417


Black

SCREEN



 11.5 kg / 25 lbs

 19.5 kg / 43 lbs

 0.55 m³

INDOOR bamboo twigs, steel



SCKK-BL-3777

Black