
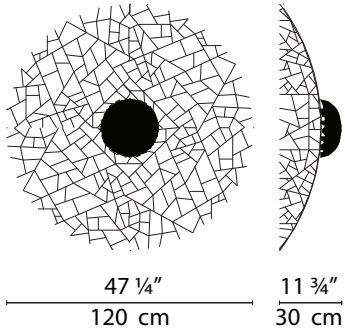


# KRIS KROS

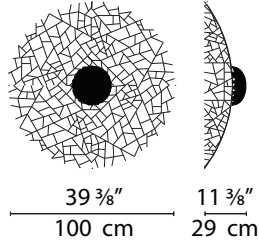
WALL LAMP



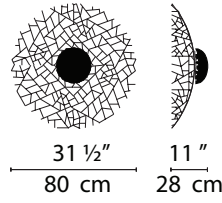
Extra Large



Large



Medium



Small



5.25 kg. (11.57 lbs.)

4.75 kg. (10.47 lbs.)

3.20 kg. (7.05 lbs.)

2.25 kg. (4.96 lbs.)



9.50 kg. (20.94 lbs.)

7.50 kg. (16.53 lbs.)

6.50 kg. (14.33 lbs.)

4.50 kg. (9.92 lbs.)



0.58 m³

0.37 m³

0.23 m³

0.12 m³

LAMPING

Surface mounting pre-wired lamp

E26 / E27

120V 60Hz / 230V 50Hz

💡 1 x 100 watts | 1 x 60 watts | 1 x 40 / 60 / 75 watts | 1 x 40 / 60 / 75 watts



MATERIALS

Bamboo twigs

Powdercoated metal frame

DESIGN

Kenneth Cobonpue

FINISHES



WHITE



BLACK

